


You Belong to Me

LESSON 1 KS1

Begin with a prayer:



Dear God, thank you for making me who I am. Thank you for making me different to everyone else. Thank you for giving me things I can do well. Thank you for helping me to help others. Thank you for making me special. **AMEN**

Time for a song

I am Special Song

(sing to the tune of Frere Jacques)

I am special (point to yourself)

am special

Don't you see? (make binoculars with your fingers)

Don't you see?

Someone very special (hands out to the side, palms up)

Someone very special

'Cause God (point to heaven) made me (point to yourself)

God made me!



Time for a story

Tell the children how Jesus came to the River Jordan to be Baptised by John. Tell them how he was lowered under the water and lifted out again. How old was he? Who was there with him? Tell them how God called Jesus his beloved Son.

Finding out

Discuss with the children if they have been Baptised. . Do they remember? How old were they? Where was it? Who was there? Talk about how special they are too. Talk about how special they are to God. Talk about belonging to God who knows us by name. Talk about being special and being good at different things. Ask them to share what they are good at. Talk about what jobs people do in church (read, pray, arrange flowers, clean, welcome, lead services etc). What would they like to be able to do in church? What makes it special?

Doing something

Give out the sheets and ask the children to pick one thing they are good at and do a drawing. How could this gift be used in church?

Before we go home

Let's share what we have discovered about ourself, what did God give us that he wants us to use for Him? When we go home let's ask whoever looks after us about our baptism. And share with everyone next week.

Close with the Lord's Prayer

You Belong to Me

LESSON 1 KS1

My Name.....


I am good at

This is me doing something I am good at

In church I could help by.....

.....

I could help in church doing this



You Belong to Me

LESSON 2 KS1



Begin with a prayer

Dear God, thank you for making me who I am. Thank you for making me different to everyone else. Thank you for giving me things I can do well. Thank you for helping me to help others. Thank you for making me special. **AMEN**

Time for a song

Jesus' love is very wonderful
Jesus' love is very wonderful
Jesus' love is very wonderful
Oh wonderful love!

It's so high, you can't get over it,
It's so low, you can't get under it,



Peace in our hearts

Time for a story Re-cap on last weeks talk about Baptism. Ask the children to share what they found out about their Baptism. Remind them that at Jesus' Baptism God told him he was very special and greatly loved. Talk about showing other people that they are loved, how do we show this? Ask the children to give examples of how to be kind. How does it make them feel? Talk about Jesus going in to the villages and showing kindness to the people, how did it make Jesus feel?

Finding out

Ask the children to sit quietly and play some quiet music, invite them to listen well. Ask them how the music made them feel, lead them to the idea of peace. Remind them that if we sit quietly we can listen to God in our hearts. How do we do this in an ordinary day, how do we do this in church?

Doing something

Give out the sheets and ask the children to draw something kind they have done for someone else. How could this gift be used in church

Before we go home

Let's share what we have discovered about ourself, what would God want us to do to be kind? At home this week try and do something kind for someone else and share it with us all next week

Close with the Lord's Prayer

You Belong to Me

My Name


I was kind when I did this

.....

This is me being kind

I church I could be kind by

.....



You Belong to Me



Begin with a prayer

Dear God, thank you for making me who I am. Thank you for making me different to everyone else. Thank you for giving me things I can do well. Thank you for helping m

Time for a song

Let there be peace on earth

Let there be peace on earth
and let it begin with me;
let there be peace on earth,
the peace that was meant to be,
with God as our Father,
brothers all are we
let me walk with my brother
in perfect har-
mony.

Let peace begin with me,
let this be the moment now.
With ev'ry step I take,
let this be my solemn vow:
to take each moment and live
each moment in peace eternally.
Let there be peace on earth



Time for a story Matthew 3:13-17 The Baptism of Jesus

Then Jesus came from Galilee to the Jordan to be baptised by John. ¹⁴ But John tried to deter him, saying, "I need to be baptised by you, and do you come to me?" Jesus replied, "Let it be so now; it is proper for us to do this to fulfil all righteousness." Then John consented. As soon as Jesus was baptised, he went up out of the water. At that moment heaven was opened, and he saw the Spirit of God descending like a dove and alighting on him. ¹⁷ And a voice from heaven said, "This is my Son, whom I love; with him I am well pleased." Explore this account with the children. Why is the image of a dove important?

Finding out

Talk about Baptism, go through the Order of Service used in your church. Explore belonging to Christ, the promises made. Talk about their Baptism, how do they keep the promises? Introduce the word *sacrament*, explain

Doing something Give out the sheets and ask the children to draw the outline of a dove. Write inside the dove why they think Baptism is important. Draw a picture of John baptising Jesus

Before we go home Let's share our thoughts. Ask whoever looks after you for a photograph of your Baptism, find out who were your Godparents and share next week


Close with the Lord's Prayer




You Belong to Me

My Name

Baptism is important because.....



This is John baptising Jesus in the River Jordan



You Belong to Me



Begin with a prayer

Dear God, thank you for making me who I am. Thank you for making me different to everyone else. Thank you for giving me things I can do well. Thank you for helping m

Time for a song

When I needed a neighbour

When I needed a neighbour
were you there, were you there?
When I needed a neighbour,
were you there?

*And the creed and the colour,
and the name won't matter,
Were you there?*

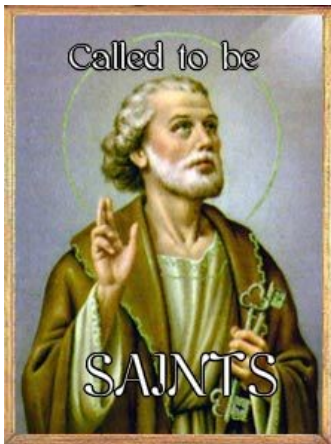
I was hungry and thirsty.....

I was cold, I was naked.....

When I needed a shelter.....

When I needed a healer.....

Wherever you travel,
I'll be there, I'll be there.
Wherever you travel
I'll be there.



Time for a story To which saint is your church dedicated? What do you know about them? Why are they called a saint? Find some pictures of saints the children may be familiar with. Find some pictures of people of faith. Explore what is special about these people, why are they remembered and respected?

Finding out Ask the children to name any gifts or talents these people have. Explore what is common to all of them. Explore what made them special.

Doing something Give out the sheets and ask the children to name three gifts that they think the saints had. Name three gifts that they have.

Before we go home Share what you have found out. We are all unique, we have different gifts and talents. Discuss that through Baptism we are given the gift of being a child of God and called to be a disciple of Jesus. Introduce the word *vocation* - how do we use our gifts for God? Did the saints have a vocation? Who do they know that has followed a vocation to serve God?

Close with the Lord's Prayer

My Name

Name three different saints

Name three gifts a saint may have

Name three gifts that you have


1 Corinthians 12

4 There are different kinds of gifts, but the same Spirit distributes them. 5 There are different kinds of service, but the same Lord. 6 There are different kinds of working, but in all of them and in everyone it is the same God at work.

7 Now to each one the manifestation of the Spirit is given for the common good. 8 To one there is given through the Spirit a message of wisdom, to another a message of knowledge by means of the same Spirit, 9 to another faith by the same Spirit, to another gifts of healing by that one Spirit, 10 to another miraculous powers, to another prophecy, to another distinguishing between spirits, to another speaking in different kinds of tongues,[a] and to still another the interpretation of tongues.[b] 11 All these are the work of one and the same Spirit, and he distributes them to each one, just as he determines.

Read these Bible verses. How do they speak to you? Do you have any of these gifts?

Which ones do you think are important to someone who wants to give their life to God?



You Belong to Me



Begin with a prayer

Dear God, thank you for making me who I am. Thank you for making me different to everyone else. Thank you for giving me things I can do well. Thank you for helping m

Time for a song

This little light of mine

This little light of mine, I'm gonna let it shine, (3) let it shine, let it shine, let it shine.

The light that shines is the light of love,
lights the darkness from above,
It shines on me and shines on you,
and shows what the power of love can do.
I'm gonna shine my light both far and near,
I'm gonna shine my light both bright and clear.

On Monday he gave me the gift off love.
Tuesday peace came from above.
On Wednesday he told me have more faith.
On Thursday he gave me a little more grace.
Friday he told me to watch and pray.
Saturday he told me just what to say.
On Sunday he gave me the pow'r divine
to let my little light shine



Time for a story **Mark 1:16-20 and Mark 2:13-17**

Talk about the calling of the disciples. The first four disciples that Jesus chose were two sets of brothers who were all fishermen. Jesus went along the shores of Lake Galilee. Seeing Andrew and Simon (Peter) he called them to discipleship. Jesus said he would teach them how to catch people, meaning that he would show them how to bring people back to God. The next disciple that Jesus called was Levi (Matthew). He was a tax collector who was sitting at his booth. Discuss what sort of men, what gifts did they have?

Finding out Ask the children why Jesus needed

Doing something Using the Bible, find out the names of all the twelve disciples. What were their occupations? What is the name of your Vicar? What makes she/he a disciple of Jesus?

What gifts do you have to be a disciple too?

Before we go home Share what you have found out. Share how you can be a good disciple now and in the future.

Close with the Lord's Prayer




You Belong to Me

My Name

List the twelve disciples and their occupations

- 1.
- 2.
- 3.
- 4.
- 5.
- 6.
- 7.
- 8.
- 9.
- 10.
- 11.
- 12.

Draw a picture of your Vicar



I thinkis a good disciple of Jesus because.....

Why would you make a good disciple?

